

TIVOLI™

B Y F L O R I D A T I L E


Porcelain Portfolio




T I V O L I P O R T F O L I O

TIVOLI, from Florida Tile, is a portfolio that is magnificently crafted - just as the Roman city of Tivoli. Tivoli, Italy has great architectural complexes and monuments to ancient times, which create an enchanting and romantic ambience. Our TIVOLI portfolio embodies these qualities. Large sized, glazed porcelain designed for architectural beauty and strength. It is at once romantic, classically Italian and dynamically strong. Coordinating wall and floor tiles are offered in beautiful neutrals with subtle variegation and slight semi-matte undulation. Accents range from perfectly matched or natural stone for contrast. See TIVOLI at a dealer or distributor near you, or visit our website www.floridatile.com for this and other beautiful portfolios.

FIELD TILE: WALL - 10" x 13"; FLOOR - 13" x 13", 18" x 18"



10x13/E31210 White
13x13/E25080 White
18x18/E28480 White



10x13/E31010 Beige
13x13/E25070 Beige
18x18/E24870 Beige



10x13/E31170 Nocé
13x13/E25050 Nocé
18x18/E25090 Nocé

WALL DECORATIVE:



110x13/E31210 White shown with*
12.7x2.7/E3003A Nocé Colonnade Insert



110x13/E31010 Beige shown with*
12.7x2.7/E3000B Roman Tier Insert



110x13/E31170 Nocé shown with* a 2.75" x 2.75" insert created by using 1/3 piece of **L2.75x8/E3000D** Rosone Listello (Shown directly below.)



L2.75x10/E3003A Nocé Colonnade Listello



12.7x2.7/E3003A Nocé Colonnade Insert



L2.75x8/E3000D Rosone Listello



L2.75x10/E3002A Beige Colonnade Listello



12.7x2.7/E3002A Beige Colonnade Insert



MCR2x13/E31210 White Chair Rail



L2.75x10/E3001A White Colonnade Listello



12.7x2.7/E3001A White Colonnade Insert



MCR2x13/E31010 Beige Chair Rail



L2.75x10/E3000B Roman Tier Listello



12.7x2.7/E3000B Roman Tier Insert



MCR2x13/E31170 Nocé Chair Rail

FLOOR DECORATIVES:



L6.5x13/E02230 Mesh Mounted Mosaic Listello



L4x13/E3000C Brickstone Listello



SIZE AND TRIM INFORMATION¹

Nominal Size	Pcs./Sq.Ft. ²	Metric (cm)
10" x 13"	1.12	25 x 33
13" x 13"	.85	33 x 33
18" x 18"	.44	46 x 46

¹Trim available in both floor (P43D9) and wall (S4339; SN4339).

²These values are based on actual sizes including the grout joint.

PRODUCT FEATURES (FLOOR)

TYPICAL VALUES¹

Product Features (Floor)	Typical Values ¹	
	Dry	Wet
Coefficient of Friction ²		
White	0.71	0.49
Beige	0.69	0.49
Nocé	0.77	0.49
Durability Classification		
White	Class IV	
Beige	Class IV	
Nocé	Class III	
Glaze Hardness	7.0 Mohs	
Break Strength	400 lbs. avg.	
Shade Variation	2 - Moderate	
Water Absorption	<.5%	

¹These values may vary from lot to lot.


²Dry and wet values from independent test laboratory.

TYPICAL USES

TIVOLI floor tile is appropriate for all residential and commercial wall and countertop applications, residential and light commercial floors. TIVOLI wall tile is appropriate for all interior wall and countertop applications.

COLOR VARIATIONS

Color reproductions in this printed piece may vary from actual tile colors. Final selection should be made from actual tile samples.



FLORIDA TILE, INC. • LAKELAND, FLORIDA 33802

1-800-FLA-TILE

www.floridatile.com