

MONTANA

B Y F L O R I D A T I L E

Porcelain Floor &
Ceramic Wall Portfolio



Porcelain Floor - 12" x 12", 18" x 18"; Ceramic Wall - 10" x 13"




23620P Beige



23630P Almond



23640P Gold



23650P Green



23690P Walnut


Mesh Mounted Mosaics




23620P/M12 Beige




23630P/M12 Almond



23640P/M12 Gold



23650P/M12 Green



23690P/M12 Walnut

Decoratives



23602P/L2.5x12 Forest Listello (Beige & Gold)



23603P/L2.5x12 Forest Listello (Almond & Walnut)




23604P/L2.5x12 Forest Listello (Gold & Green)



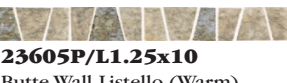
23605P/L2.5x12 Butte Listello (Warm)
(Matches Almond, Gold and Green)



23606P/L2.5x12 Butte Listello (Cool)
(Matches Beige, Green, Walnut)



23630P/L2x10
Almond Wall Listello
(Available in each color)



23605P/L1.25x10
Butte Wall Listello (Warm)
(Matches Almond, Gold and Green)



23606P/L1.25x10
Butte Wall Listello (Cool)
(Matches Beige, Green, Walnut)

**M O N T A N A
P O R T F O L I O**

MONTANA. Vast. Natural. Serene. All of this perfectly defines Florida Tile's latest porcelain offering. A glazed porcelain with textured surface and slightly chiseled edges, MONTANA is available in both porcelain floor and ceramic wall in generous sizes, 12" x 12", 18" x 18" and , 10" x 13" respectively. Each of the five colors come alive with the natural color variation and shading of natural stone. With multiple decoratives including three styles of listellos and mesh-mounted mosaic sheets in each of the five natural colors, the possibilities are boundless. See MONTANA and many other fine products at www.floridatile.com or at your nearest Florida Tile distributor or dealer.

SIZE AND TRIM INFORMATION¹

Nominal Size	Pcs./Sq.Ft. ²	Metric (cm)
10" x 13"	1.11	25 x 33
12" x 12" ³	1.0	30 x 30
18" x 18" ³	.44	45 x 45

¹Trim available in both floor P43C9 (3"x12" Bullnose) and wall S43A9/SN4369 (Bullnose and corner)

²These values are based on actual sizes including the grout joint.

³12"x12" is 8.5mm thick, 18"x18" is 9.5mm thick.

PRODUCT FEATURES (FLOOR)

TYPICAL VALUES¹

	Dry	Wet
Coefficient of Friction ²	0.65	0.6
Durability Classification	Class IV	
Glaze Hardness	7.0 Mohs	
Break Strength	400 lbs. avg.	
Water Absorbtion	≤0.5%	
Shade Variation	3 - Moderate	

¹These values may vary from lot to lot.

²Dry and wet values from independent test laboratory.


TYPICAL USES

MONTANA porcelain floor tile is appropriate for all residential and light commercial floor applications.

MONTANA ceramic wall tile is appropriate for all interior walls, countertops and bathroom floor applications.

COLOR VARIATIONS

Color reproductions in this printed piece may vary from actual tile colors. Final selection should be made from actual tile samples.



FLORIDA TILE, INC. • LAKELAND, FLORIDA 33802

1-800-FLA-TILE

www.floridatile.com